



COUNTY OF MAUI
DEPARTMENT OF FINANCE
REAL PROPERTY ASSESSMENT DIVISION

MAUI COUNTY
2017
SUMMARY OF TAXABLE PROPERTIES BY LAND CLASS
FISCAL YEAR 2018 TOTAL

	AGGREGATE TOTAL		
	BUILDING	LAND	TOTAL
1. ASSESSOR'S GROSS VALUATION AS OF APRIL 19, 2017	31,017,805,900	21,711,958,200	52,729,764,100
2. TOTAL EXEMPTIONS	5,221,223,000	1,193,370,200	6,414,593,200
3. ASSESSOR'S NET TAXABLE VALUATION	25,796,582,900	20,518,588,000	46,315,170,900
4. VALUATION ON APPEAL	493,424,540	208,534,160	701,958,700
5. TAXPAYER'S VALUATION	25,303,158,360	20,310,053,840	45,613,212,200
6. 50 PERCENT OF VALUATION ON APPEAL	246,712,270	104,267,080	350,979,350
7. VALUATION FOR TAX RATE PURPOSE	25,549,870,630	20,414,320,920	45,964,191,550

REAL PROPERTY TAX CERTIFICATION

2017 Assessment Year
Fiscal Year 2018

COUNTY OF MAUI REAL PROPERTY ASSESSMENT DIVISION
CERTIFICATION
FISCAL YEAR 2017-2018

TABLE OF CONTENTS

TITLE	PAGE(S)
REAL PROPERTY TAX CERTIFICATION	1
SUMMARY BY LAND CLASS	2-11
AGGREGATE TOTAL OF ALL LAND CLASS	12
SUMMARY OF TAXABLE PROPERTIES & APPEALS	13
NUMBER OF APPEALS	14
TAXES ON APPEAL	15
NET TAXABLE VALUES	16
CERTIFIED VALUE FOR TAX RATE PURPOSES	17


2017 ASSESSMENT YEAR - FISCAL YEAR 2018
COUNTY OF MAUI REAL PROPERTY ASSESSMENT CERTIFICATION

LAND CLASS	LAND CLASS DESCRIPTION		CERTIFIED VALUE FOR TAX RATE PURPOSES	PROPOSED TAX RATE	PROJECTED REVENUE
0	TIME SHARE	Building	\$ 1,742,966,650	\$ 15.38	\$ 26,806,827
		Land	200,594,000	15.38	3,085,136
		Total	1,943,560,650		29,891,963
1	RESIDENTIAL	Building	2,914,084,550	5.70	16,610,282
		Land	4,239,596,400	5.70	24,165,699
		Total	7,153,680,950		40,775,981
10	COMMERCIALIZED RESIDENTIAL	Building	91,411,700	4.68	427,807
		Land	81,064,500	4.68	379,382
		Total	172,476,200		807,189
2	APARTMENT	Building	4,516,389,880	6.45	29,130,715
		Land	1,927,141,470	6.45	12,430,062
		Total	6,443,531,350		41,560,777
3	COMMERCIAL	Building	1,270,125,800	7.10	9,017,893
		Land	1,962,986,600	7.10	13,937,205
		Total	3,233,112,400		22,955,098
4	INDUSTRIAL	Building	803,303,200	7.19	5,775,750
		Land	1,223,480,750	7.19	8,796,827
		Total	2,026,783,950		14,572,577
5	AGRICULTURAL	Building	1,736,849,300	6.09	10,577,412
		Land	2,188,117,400	6.09	13,325,635
		Total	3,924,966,700		23,903,047
6	CONSERVATION	Building	137,149,950	6.24	855,816
		Land	290,048,450	6.24	1,809,902
		Total	427,198,400		2,665,718
7	HOTEL/RESORT	Building	8,274,755,950	9.36	77,451,716
		Land	1,735,180,200	9.36	16,241,287
		Total	10,009,936,150		93,693,002
9	HOMEOWNER	Building	4,062,833,650	2.90	11,782,218
		Land	6,566,111,150	2.90	19,041,722
		Total	10,628,944,800		30,823,940
SUB-TOTALS			\$ 45,964,191,550		\$ 301,649,292
LESS: CIRCUIT BREAKER TAX CREDIT ESTIMATE					\$ (346,825)
MINIMUM TAX ADJUSTMENT					\$ 2,077,389
NET TOTALS			\$ 45,964,191,550		\$ 303,379,856

MAUI COUNTY
2017
SUMMARY OF TAXABLE PROPERTIES BY LAND CLASS
FISCAL YEAR 2018 TOTAL

	0 TIME SHARE		
	BUILDING	LAND	TOTAL
1. ASSESSOR'S GROSS VALUATION AS OF APRIL 19, 2017	1,779,037,100	203,455,000	1,982,492,100
2. TOTAL EXEMPTIONS	0	0	0
3. ASSESSOR'S NET TAXABLE VALUATION	1,779,037,100	203,455,000	1,982,492,100
4. VALUATION ON APPEAL	72,140,900	5,722,000	77,862,900
5. TAXPAYER'S VALUATION	1,706,896,200	197,733,000	1,904,629,200
6. 50 PERCENT OF VALUATION ON APPEAL	36,070,450	2,861,000	38,931,450
7. VALUATION FOR TAX RATE PURPOSE	1,742,966,650	200,594,000	1,943,560,650
8.	0	0	0
9. , VALUATION APPEALED	0	0	0


DATE: APRIL 19, 2017


SCOTT K. TERUYA, AAS
Real Property Tax Administrator

MAUI COUNTY
2017
SUMMARY OF TAXABLE PROPERTIES BY LAND CLASS
FISCAL YEAR 2018 TOTAL

	1 RESIDENTIAL		
	BUILDING	LAND	TOTAL
1. ASSESSOR'S GROSS VALUATION AS OF APRIL 19, 2017	3,165,139,700	4,530,060,600	7,695,200,300
2. TOTAL EXEMPTIONS	244,653,700	272,048,200	516,701,900
3. ASSESSOR'S NET TAXABLE VALUATION	2,920,486,000	4,258,012,400	7,178,498,400
4. VALUATION ON APPEAL	12,802,900	36,832,000	49,634,900
5. TAXPAYER'S VALUATION	2,907,683,100	4,221,180,400	7,128,863,500
6. 50 PERCENT OF VALUATION ON APPEAL	6,401,450	18,416,000	24,817,450
7. VALUATION FOR TAX RATE PURPOSE	2,914,084,550	4,239,596,400	7,153,680,950
8.	0	0	0
9. , VALUATION APPEALED	0	0	0

DATE: APRIL 19, 2017




SCOTT K. TERUYA, AAS
Real Property Tax Administrator

MAUI COUNTY
2017
SUMMARY OF TAXABLE PROPERTIES BY LAND CLASS
FISCAL YEAR 2018 TOTAL

10 COMMERCIALIZED RES

	BUILDING	LAND	TOTAL
1. ASSESSOR'S GROSS VALUATION AS OF APRIL 19, 2017	91,411,700	81,064,500	172,476,200
2. TOTAL EXEMPTIONS	0	0	0
3. ASSESSOR'S NET TAXABLE VALUATION	91,411,700	81,064,500	172,476,200
4. VALUATION ON APPEAL	0	0	0
5. TAXPAYER'S VALUATION	91,411,700	81,064,500	172,476,200
6. 50 PERCENT OF VALUATION ON APPEAL	0	0	0
7. VALUATION FOR TAX RATE PURPOSE	91,411,700	81,064,500	172,476,200
8.	0	0	0
9. , VALUATION APPEALED	0	0	0


DATE: APRIL 19, 2017


SCOTT K. TERUYA, AAS
Real Property Tax Administrator

MAUI COUNTY
2017
SUMMARY OF TAXABLE PROPERTIES BY LAND CLASS
FISCAL YEAR 2018 TOTAL

	2 APARTMENT		
	BUILDING	LAND	TOTAL
1. ASSESSOR'S GROSS VALUATION AS OF APRIL 19, 2017	4,603,600,400	1,984,330,200	6,587,930,600
2. TOTAL EXEMPTIONS	76,035,400	55,016,300	131,051,700
3. ASSESSOR'S NET TAXABLE VALUATION	4,527,565,000	1,929,313,900	6,456,878,900
4. VALUATION ON APPEAL	22,350,240	4,344,860	26,695,100
5. TAXPAYER'S VALUATION	4,505,214,760	1,924,969,040	6,430,183,800
6. 50 PERCENT OF VALUATION ON APPEAL	11,175,120	2,172,430	13,347,550
7. VALUATION FOR TAX RATE PURPOSE	4,516,389,880	1,927,141,470	6,443,531,350
8.	0	0	0
9. , VALUATION APPEALED	0	0	0

DATE: APRIL 19, 2017




 SCOTT K. TEBUYA, AAS
 Real Property Tax Administrator

MAUI COUNTY
2017
SUMMARY OF TAXABLE PROPERTIES BY LAND CLASS
FISCAL YEAR 2018 TOTAL

	3 COMMERCIAL		
	BUILDING	LAND	TOTAL
1. ASSESSOR'S GROSS VALUATION AS OF APRIL 19, 2017	1,410,532,700	2,076,443,900	3,486,976,600
2. TOTAL EXEMPTIONS	128,726,300	90,715,900	219,442,200
3. ASSESSOR'S NET TAXABLE VALUATION	1,281,806,400	1,985,728,000	3,267,534,400
4. VALUATION ON APPEAL	23,361,200	45,482,800	68,844,000
5. TAXPAYER'S VALUATION	1,258,445,200	1,940,245,200	3,198,690,400
6. 50 PERCENT OF VALUATION ON APPEAL	11,680,600	22,741,400	34,422,000
7. VALUATION FOR TAX RATE PURPOSE	1,270,125,800	1,962,986,600	3,233,112,400
8.	0	0	0
9. , VALUATION APPEALED	0	0	0


DATE: APRIL 19, 2017


SCOTT K. TERUYA, AAS
Real Property Tax Administrator

MAUI COUNTY
2017
SUMMARY OF TAXABLE PROPERTIES BY LAND CLASS
FISCAL YEAR 2018 TOTAL

	4 INDUSTRIAL		
	BUILDING	LAND	TOTAL
1. ASSESSOR'S GROSS VALUATION AS OF APRIL 19, 2017	890,637,300	1,326,757,500	2,217,394,800
2. TOTAL EXEMPTIONS	53,153,300	57,848,800	111,002,100
3. ASSESSOR'S NET TAXABLE VALUATION	837,484,000	1,268,908,700	2,106,392,700
4. VALUATION ON APPEAL	68,361,600	90,855,900	159,217,500
5. TAXPAYER'S VALUATION	769,122,400	1,178,052,800	1,947,175,200
6. 50 PERCENT OF VALUATION ON APPEAL	34,180,800	45,427,950	79,608,750
7. VALUATION FOR TAX RATE PURPOSE	803,303,200	1,223,480,750	2,026,783,950
8.	0	0	0
9. , VALUATION APPEALED	0	0	0

DATE: APRIL 19, 2017



SCOTT K. TERUYA, FAS
Real Property Tax Administrator

MAUI COUNTY
2017
SUMMARY OF TAXABLE PROPERTIES BY LAND CLASS
FISCAL YEAR 2018 TOTAL

5 AGRICULTURAL

	BUILDING	LAND	TOTAL
1. ASSESSOR'S GROSS VALUATION AS OF APRIL 19, 2017	1,855,181,800	2,271,149,200	4,126,331,000
2. TOTAL EXEMPTIONS	74,791,000	77,883,800	152,674,800
3. ASSESSOR'S NET TAXABLE VALUATION	1,780,390,800	2,193,265,400	3,973,656,200
4. VALUATION ON APPEAL	87,083,000	10,296,000	97,379,000
5. TAXPAYER'S VALUATION	1,693,307,800	2,182,969,400	3,876,277,200
6. 50 PERCENT OF VALUATION ON APPEAL	43,541,500	5,148,000	48,689,500
7. VALUATION FOR TAX RATE PURPOSE	1,736,849,300	2,188,117,400	3,924,966,700
8.	0	0	0
9. , VALUATION APPEALED	0	0	0

DATE: APRIL 19, 2017



SCOTT K. TERUYA AAS
Real Property Tax Administrator

MAUI COUNTY
2017
SUMMARY OF TAXABLE PROPERTIES BY LAND CLASS
FISCAL YEAR 2018 TOTAL

6 CONSERVATION

	BUILDING	LAND	TOTAL
1. ASSESSOR'S GROSS VALUATION AS OF APRIL 19, 2017	223,520,600	295,147,700	518,668,300
2. TOTAL EXEMPTIONS	5,942,400	3,043,300	8,985,700
3. ASSESSOR'S NET TAXABLE VALUATION	217,578,200	292,104,400	509,682,600
4. VALUATION ON APPEAL	160,856,500	4,111,900	164,968,400
5. TAXPAYER'S VALUATION	56,721,700	287,992,500	344,714,200
6. 50 PERCENT OF VALUATION ON APPEAL	80,428,250	2,055,950	82,484,200
7. VALUATION FOR TAX RATE PURPOSE	137,149,950	290,048,450	427,198,400
8.	0	0	0
9. VALUATION APPEALED	0	0	0

DATE: APRIL 19, 2017



SCOTT K. TERUYA, AAS
Real Property Tax Administrator

MAUI COUNTY
2017
SUMMARY OF TAXABLE PROPERTIES BY LAND CLASS
FISCAL YEAR 2018 TOTAL

7 HOTEL / RESORT

	BUILDING	LAND	TOTAL
1. ASSESSOR'S GROSS VALUATION AS OF APRIL 19, 2017	8,296,924,200	1,740,595,500	10,037,519,700
2. TOTAL EXEMPTIONS	2,606,300	2,098,100	4,704,400
3. ASSESSOR'S NET TAXABLE VALUATION	8,294,317,900	1,738,497,400	10,032,815,300
4. VALUATION ON APPEAL	39,123,900	6,634,400	45,758,300
5. TAXPAYER'S VALUATION	8,255,194,000	1,731,863,000	9,987,057,000
6. 50 PERCENT OF VALUATION ON APPEAL	19,561,950	3,317,200	22,879,150
7. VALUATION FOR TAX RATE PURPOSE	8,274,755,950	1,735,180,200	10,009,936,150
8.	0	0	0
9. , VALUATION APPEALED	0	0	0

DATE: APRIL 19, 2017

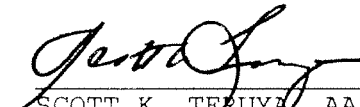


 SCOTT K. TERUYA, AAS
 Real Property Tax Administrator

MAUI COUNTY
2017
SUMMARY OF TAXABLE PROPERTIES BY LAND CLASS
FISCAL YEAR 2018 TOTAL

	9 HOMEOWNER		
	BUILDING	LAND	TOTAL
1. ASSESSOR'S GROSS VALUATION AS OF APRIL 19, 2017	8,701,820,400	7,202,954,100	15,904,774,500
2. TOTAL EXEMPTIONS	4,635,314,600	634,715,800	5,270,030,400
3. ASSESSOR'S NET TAXABLE VALUATION	4,066,505,800	6,568,238,300	10,634,744,100
4. VALUATION ON APPEAL	7,344,300	4,254,300	11,598,600
5. TAXPAYER'S VALUATION	4,059,161,500	6,563,984,000	10,623,145,500
6. 50 PERCENT OF VALUATION ON APPEAL	3,672,150	2,127,150	5,799,300
7. VALUATION FOR TAX RATE PURPOSE	4,062,833,650	6,566,111,150	10,628,944,800
8.	0	0	0
9. , VALUATION APPEALED	0	0	0

DATE: APRIL 19, 2017




 SCOTT K. TERUYA, AAS
 Real Property Tax Administrator

MAUI COUNTY
2017
SUMMARY OF TAXABLE PROPERTIES BY LAND CLASS
FISCAL YEAR 2018 TOTAL

	AGGREGATE TOTAL		
	BUILDING	LAND	TOTAL
1. ASSESSOR'S GROSS VALUATION AS OF APRIL 19, 2017	31,017,805,900	21,711,958,200	52,729,764,100
2. TOTAL EXEMPTIONS	5,221,223,000	1,193,370,200	6,414,593,200
3. ASSESSOR'S NET TAXABLE VALUATION	25,796,582,900	20,518,588,000	46,315,170,900
4. VALUATION ON APPEAL	493,424,540	208,534,160	701,958,700
5. TAXPAYER'S VALUATION	25,303,158,360	20,310,053,840	45,613,212,200
6. 50 PERCENT OF VALUATION ON APPEAL	246,712,270	104,267,080	350,979,350
7. VALUATION FOR TAX RATE PURPOSE	25,549,870,630	20,414,320,920	45,964,191,550
8.	0	0	0
9. , VALUATION APPEALED	0	0	0

DATE: APRIL 19, 2017



SCOTT K. TERUYA AAS
Real Property Tax Administrator

COUNTY OF MAUI
2017
CLASS SUMMARY OF TAXABLE PROPERTIES
FISCAL YEAR 2018 ALL

-----ASSESSED VALUATION-----

<u>TAX CLASS</u>	<u>NO. OF PITTS</u>	<u>BUILDING</u>	<u>EXEMPTION</u>	<u>NET BUILDING</u>	<u>LAND</u>	<u>EXEMPTION</u>	<u>NET LAND</u>
TIME SHARE	2,485	1,779,037,100	0	1,779,037,100	203,455,000	0	203,455,000
RESIDENTIAL	10,306	3,165,139,700	244,653,700	2,920,486,000	4,530,060,600	272,048,200	4,258,012,400
COMMERCIALIZED RES	125	91,411,700	0	91,411,700	81,064,500	0	81,064,500
APARTMENT	9,406	4,603,600,400	76,035,400	4,527,565,000	1,984,330,200	55,016,300	1,929,313,900
COMMERCIAL	2,589	1,410,532,700	128,726,300	1,281,806,400	2,076,443,900	90,715,900	1,985,728,000
INDUSTRIAL	790	890,637,300	53,153,300	837,484,000	1,326,757,500	57,848,800	1,268,908,700
AGRICULTURAL	8,882	1,855,181,800	74,791,000	1,780,390,800	2,271,149,200	77,883,800	2,193,265,400
CONSERVATION	1,154	223,520,600	5,942,400	217,578,200	295,147,700	3,043,300	292,104,400
HOTEL / RESORT	11,596	8,296,924,200	2,606,300	8,294,317,900	1,740,595,500	2,098,100	1,738,497,400
HOMEOWNER	26,085	8,701,820,400	4,635,314,600	4,066,505,800	7,202,954,100	634,715,800	6,568,238,300
TOTAL	73,418	31,017,805,900	5,221,223,000	25,796,582,900	21,711,958,200	1,193,370,200	20,518,588,000
PROPERTIES	0	0	0	0	0	0	0

---APPEALS---

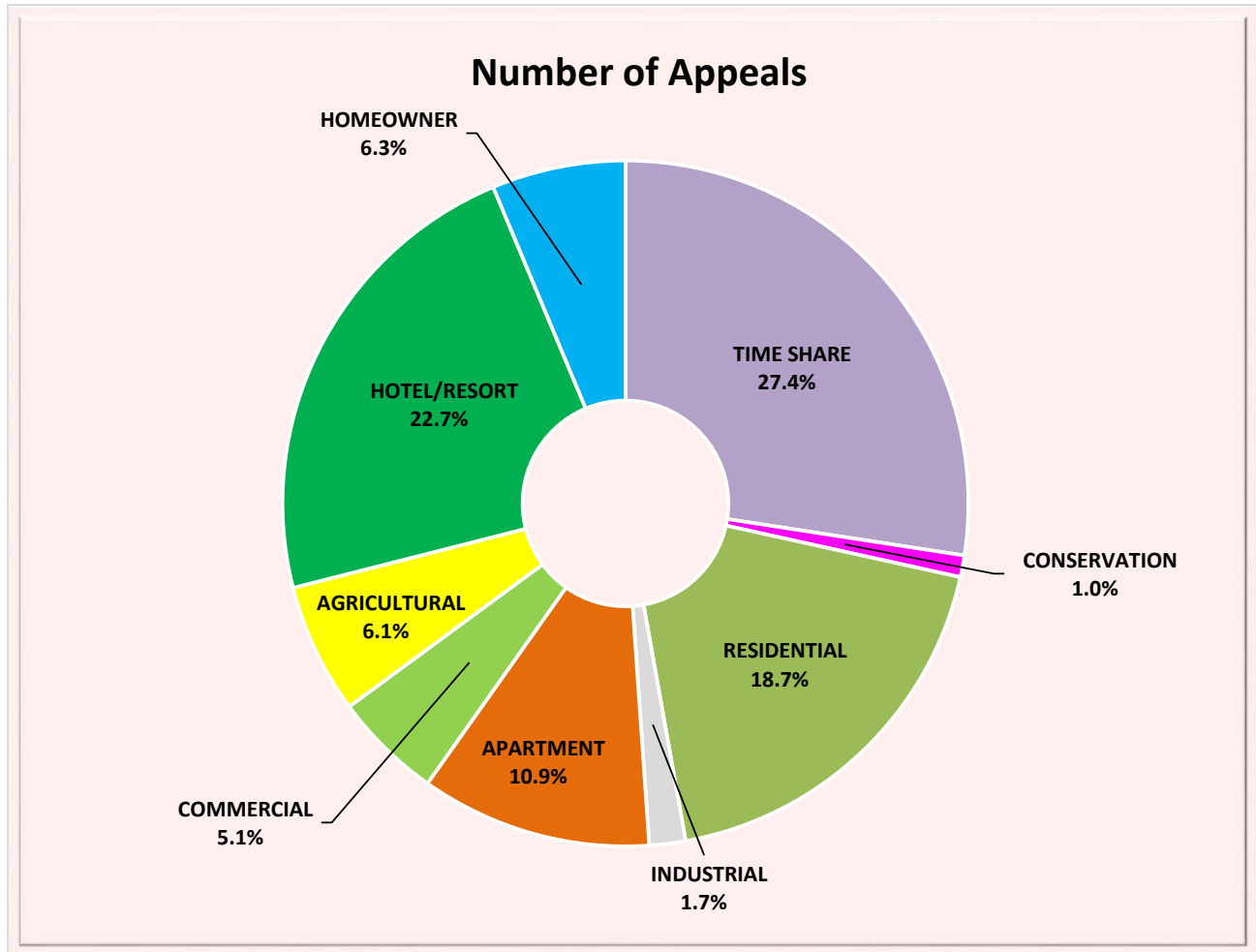
<u>TAX CLASS</u>	<u>NO.</u>	<u>AMOUNT IN DISPUTE</u>
TIME SHARE	161	77,862,900
RESIDENTIAL	110	49,634,900
COMMERCIALIZED RES	0	0
APARTMENT	64	26,695,100
COMMERCIAL	30	68,844,000
INDUSTRIAL	10	159,217,500
AGRICULTURAL	36	97,379,000
CONSERVATION	6	164,968,400
HOTEL / RESORT	133	45,758,300
HOMEOWNER	37	11,598,600
TOTAL	587	701,958,700
PROPERTIES	0	0

ATTEST:

DATE: APRIL 19, 2017

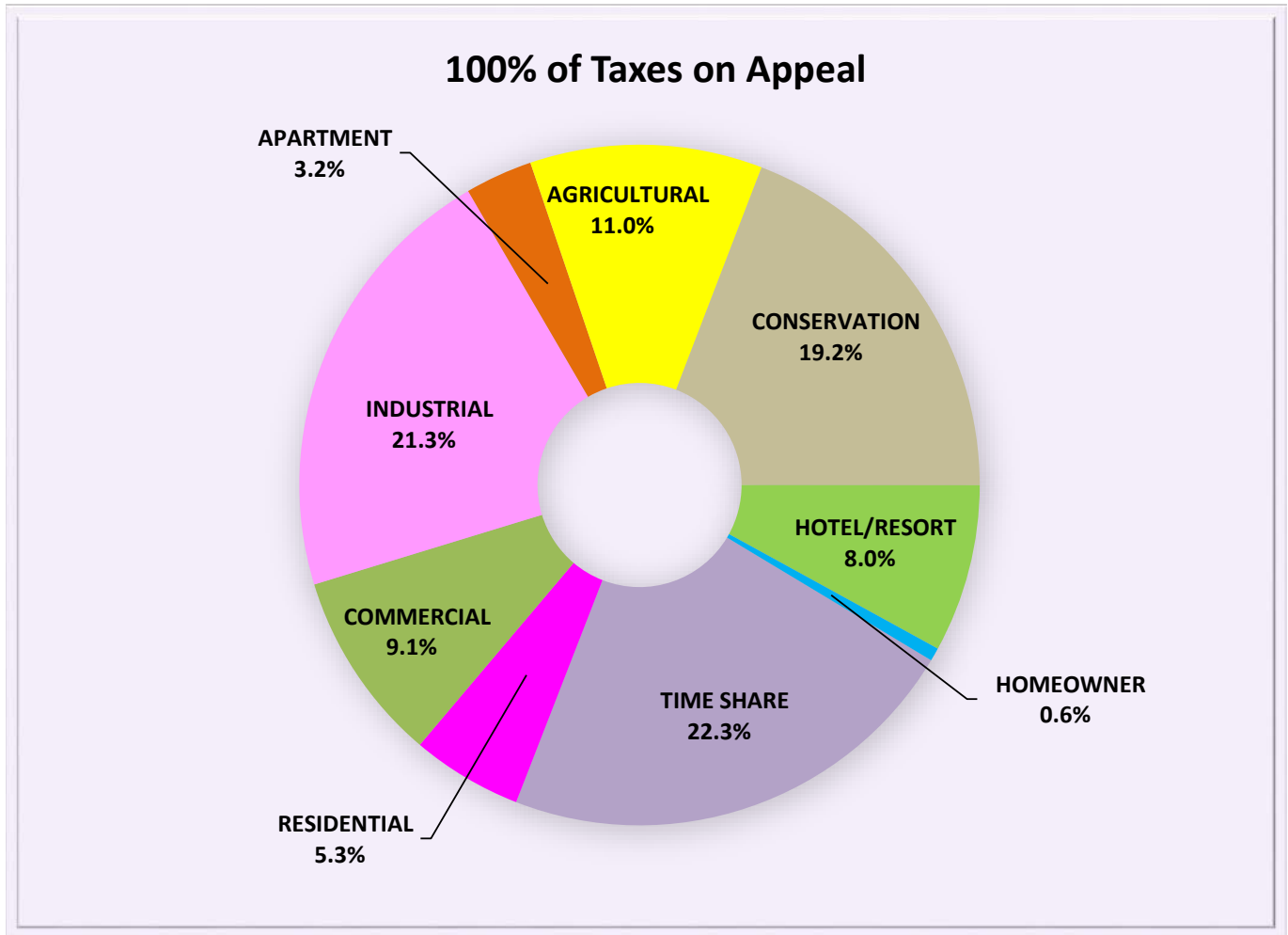

SCOTT K. TERUYA, AAS
Real Property Tax Administrator

COUNTY OF MAUI REAL PROPERTY ASSESSMENT DIVISION
FISCAL YEAR 2017-2018 APPEAL STATISTICS
 PER TAX RATE CLASSIFICATION



Classification	Number of Appeals	Percent of Total
TIME SHARE	161	27.4%
CONSERVATION	6	1.0%
RESIDENTIAL	110	18.7%
INDUSTRIAL	10	1.7%
APARTMENT	64	10.9%
COMMERCIAL	30	5.1%
AGRICULTURAL	36	6.1%
HOTEL/RESORT	133	22.7%
HOMEOWNER	37	6.3%
COMMERCIALIZED RES	0	0.0%
TOTAL	587	100.0%

COUNTY OF MAUI REAL PROPERTY ASSESSMENT DIVISION
FISCAL YEAR 2017-2018 APPEAL STATISTICS
 PER TAX RATE CLASSIFICATION



Classification	100% of Taxes in Dispute	Percent of Total
TIME SHARE	\$1,197,531	22.3%
RESIDENTIAL	\$282,919	5.3%
COMMERCIAL	\$488,792	9.1%
INDUSTRIAL	\$1,144,774	21.3%
APARTMENT	\$172,183	3.2%
AGRICULTURAL	\$593,038	11.0%
CONSERVATION	\$1,029,403	19.2%
HOTEL/RESORT	\$428,298	8.0%
HOMEOWNER	\$33,636	0.6%
COMMERCIALIZED RES	\$0	0.0%
TOTAL	\$5,370,575	100.0%

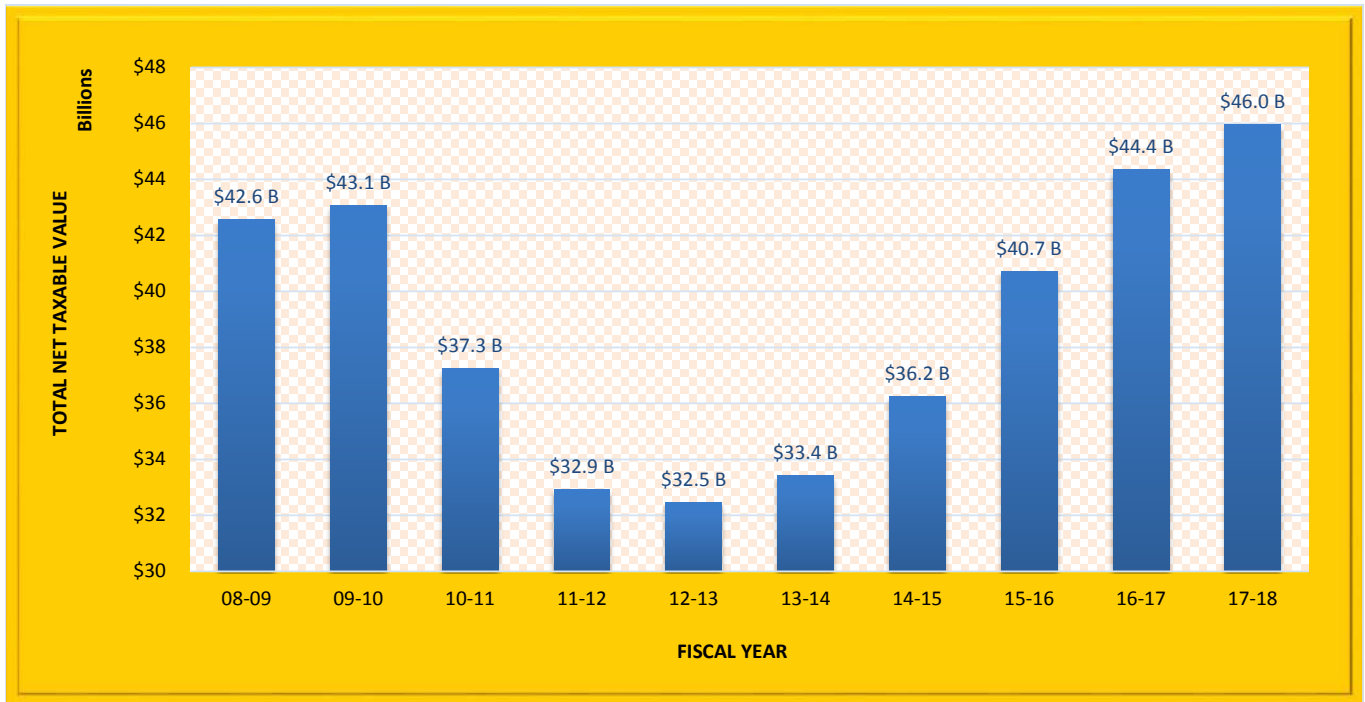
COUNTY OF MAUI REAL PROPERTY ASSESSMENT DIVISION
NET TAXABLE VALUES
(Gross taxable value less exemptions)



FISCAL YEAR	TOTAL NET TAXABLE VALUE (does not include appeals)	PERCENT CHANGE FROM PRIOR YEAR
08-09	\$43,116,015,000	3.4%
09-10	\$44,008,629,400	2.1%
10-11	\$38,240,476,700	-13.1%
11-12	\$33,255,664,700	-13.0%
12-13	\$32,685,844,200	-1.7%
13-14	\$33,737,305,500	3.2%
14-15	\$36,433,702,100	8.0%
15-16	\$41,274,224,700	13.3%
16-17	\$44,997,983,600	9.0%
17-18	\$46,315,170,900	2.9%

Real estate, tourism and construction numbers have been on an upward trend the past four years. Net taxable values are at an all time high.

**COUNTY OF MAUI REAL PROPERTY ASSESSMENT DIVISION
CERTIFIED VALUE FOR TAX RATE PURPOSES**



FISCAL YEAR	VALUATION FOR TAX RATE	PERCENT CHANGE FROM PRIOR YEAR
08-09	\$42,579,099,000	3.43%
09-10	\$43,068,281,000	1.15%
10-11	\$37,256,860,000	-13.49%
11-12	\$32,920,593,000	-11.64%
12-13	\$32,473,303,000	-1.36%
13-14	\$33,411,557,400	2.89%
14-15	\$36,249,111,595	8.49%
15-16	\$40,711,720,270	12.31%
16-17	\$44,363,536,700	8.97%
17-18	\$45,964,191,550	3.61%